pathways to prosperity

This visual illuminates the pathways of students from low-income households (eligible for Free or Reduced Price Lunch in K-12). *Results from this group are shown in purple and green and summarized in circles.*

A substantial number of students and families experience persistent economic hardship in MSP. **40% of students in this analysis were eligible for free or reduced-price lunch every year from Kindergarten through 12th grade.**

Despite persistent economic hardship, **the vast majority of these students (85%) graduated from high school, nearly the same as students overall (87%).**

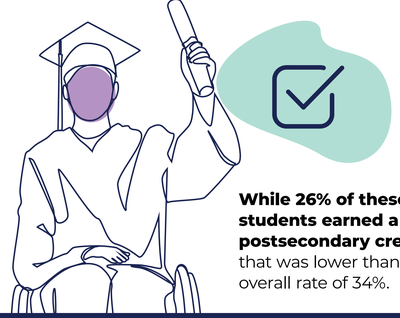

While 26% of these students earned a postsecondary credential, that was lower than the overall rate of 34%.



Of the students from low-income backgrounds who did earn a postsecondary credential, **56% of them went on to earn a wage above the ALICE threshold,** higher than the percentage (47%) of all students.

By bringing data across systems into one shared picture, we are making the invisible visible – identifying which students are not experiencing success, where inequities are most concentrated, and what conditions are holding young people back. Through our partnership with the Minnesota Statewide Longitudinal Education Data System (SLEDS), we are able to see a clear and measurable picture of our collective impact and the work still ahead. Generation Next is in a unique position where we can see ALL students across all systems and sectors in Minneapolis and Saint Paul.

Source: MN SLEDS, analysis by Generation Next

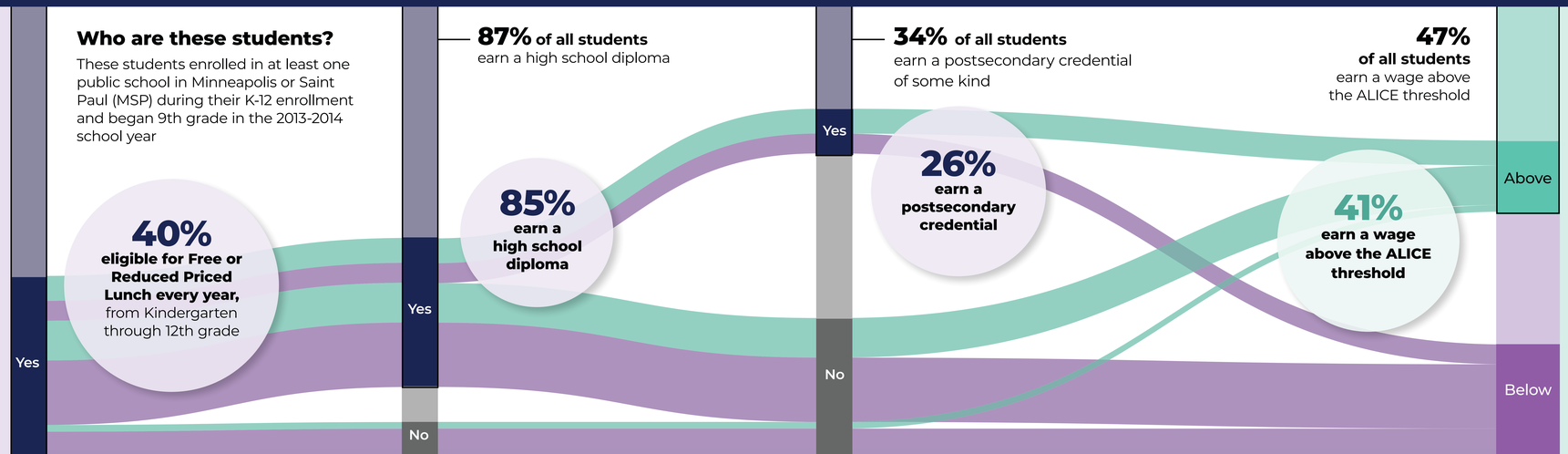

56% **with a postsecondary credential earn a wage above the ALICE threshold**

ALICE = Asset-Limited, Income-Constrained, Employed

This analysis uses the ALICE Household Survival Budget threshold, $23.17/hour in 2024.

More on ALICE: